Classroom

Lesson 3

© ESL Pals

Warm up



© ESL Pals

Warm up

What is your favourite animal?

dog

tiger



bear



horse

© ESL Pals



Let’s recap

© ESL Pals

Recap: Lesson 2

Match the picture to the correct word

teacher desk student backpack books blackboard

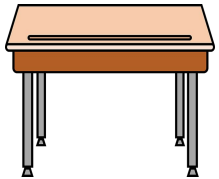



1. _____ 2. _____ 3. _____ 4. _____ 5. _____ 6. _____

© ESL Pals

Check your answers!

teacher desk student backpack books blackboard

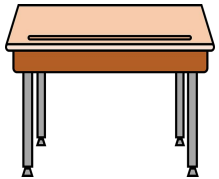


1. desk
2. blackboard
3. backpack
4. student
5. books
6. teacher

© ESL Pals

Vocabulary list

© ESL Pals

to study



© ESL Pals

physical education (PE)

© ESL Pals

maths

© ESL Pals

English

© ESL Pals

science

© ESL Pals

geography

© ESL Pals

art

© ESL Pals

subjects

© ESL Pals

New Words

© ESL Pals

Read and complete!



maths

art

science

What subject is it?
It is _____.

© ESL Pals

Check your answer!

1. Do you study art at school?
2. What can you see in the picture?

What subject is it?
It is **art**.

© ESL Pals

Read and complete!



art

science

geography



What subject is it?
It is _____.

© ESL Pals

Check your answer!



1. Do you like to study geography?
2. What colours can you see in the picture?

What subject is it?
It is **geography**.

© ESL Pals

Read and complete!



maths

English

science

What subject is it?
It is _____.

© ESL Pals

Check your answer!

1. Do you study maths at school?
2. What color is the ruler?

What subject is it?
It is **maths**.

© ESL Pals

Read and complete!



PE

maths

science

What subject is it?
It is _____.

© ESL Pals

Check your answer!

1. What sports do you play in PE?
2. What color is the student's shirt?

What subject is it?
It is PE.

© ESL Pals

Read and complete!



art

science

English

What subject is it?
It is _____.

© ESL Pals

Check your answer!

1. Do you study science at school?
2. What colors can you see?

What subject is it?
It is **science**.

© ESL Pals

Read and complete!



English

art

geography

What subject is it?
It is _____.

© ESL Pals

Check your answer!

1. Do you like to study English?
2. What colour is the English book?

What subject is it?
It is **English**.

© ESL Pals

Classroom: Reading



© ESL Pals

What subject do I study?

Hello! My name is Eliza.

I am 8 years old and I live in London, England.

I am a student. I go to school on Monday, Tuesday, Wednesday, Thursday and Friday.

In my backpack, I have a ruler and a calculator.

I like to study numbers.

What subject do I like to study?

Eliza

ruler

calculator

numbers

© ESL Pals

True or false?



Eliza is 8 years old.

or

Eliza goes to school on Saturday and Sunday.

or

Eliza likes to study maths.

or

© ESL Pals

Check your answers



Eliza is 8 years old.

Eliza goes to school on Saturday and Sunday.

Eliza likes to study maths.

© ESL Pals

What subject do I study?

Hello! My name is Macy.

I am 10 years old and I live in Vermont, USA.

I am a student. I go to school on Monday, Tuesday, Wednesday and Thursday.

In my backpack, I have a map and books.

I like to study rivers, volcanoes and mountains.

What subject do I like study?



volcano

map

mountains

books

© ESL Pals

True or false?



Macy goes to school on Friday.

or

Macy has a map and books in her backpack.

or

Macy likes to study geography.

or

© ESL Pals

Check your answers



Macy goes to school on Friday.

Macy has a map and books in her backpack.

Macy likes to study geography.

© ESL Pals

What subject do I study?

Hello! My name is Matthew.

I am 12 years old and I live in Mexico.

I am a student. I go to school on Tuesday, Wednesday, Thursday and Friday.

In my backpack, I have pencils and markers.

I like to draw pictures.

What subject do I like to study?

Matthew

pencils

markers

to draw

© ESL Pals

True or false?



Matthew goes to school on Monday.

or

Matthew has pencils and markers.

or

Matthew likes to study art.

or

© ESL Pals

Check your answers



Matthew goes to school on Monday.

Matthew has pencils and markers.

Matthew likes to study art.

© ESL Pals

Let’s learn and recap!



© ESL Pals

Answer the question!



What can you see?

1

2

I can see _____ and _____.

© ESL Pals

Check your answer!

Great job!

1

2

I can see **paint** and **pencils**.

© ESL Pals

Answer the question!



What subject uses paint and pencils?

??

1. maths
2. English
3. science
4. art
5. geography
6. PE

© ESL Pals

Check your answer!

What subject uses paint and pencils?
Art!

1. maths
2. English
3. science
4. **art**
5. geography
6. PE

© ESL Pals

Answer the question!



What can you see?

1



2

I can see a _____ and a _____.

© ESL Pals

Check your answer!

Great job!

1



2

I can see a **ruler** and a **calculator**.

© ESL Pals

Answer the question!



What subject uses a ruler and a calculator?

??

1. maths
2. English
3. science
4. art
5. geography
6. PE

© ESL Pals

Check your answer!

What subject uses a ruler and a calculator? **Maths**!

1. **maths**
2. English
3. science
4. art
5. geography
6. PE

© ESL Pals

Answer the question!



What subject is it?

1. maths
2. English
3. science
4. art
5. geography
6. PE

© ESL Pals

Check your answer!

What subject is it?
PE!

1. maths
2. English
3. science
4. art
5. geography
6. PE

© ESL Pals

Answer the question!



What can you see?

1

2

I can see an English _____ and a _____.

© ESL Pals

Check your answer!

Great job!

1

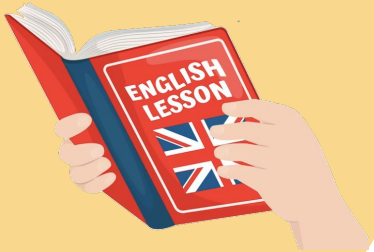

2

I can see an English **book** and a **backpack**.

© ESL Pals

Answer the question!



Which is bigger?

1

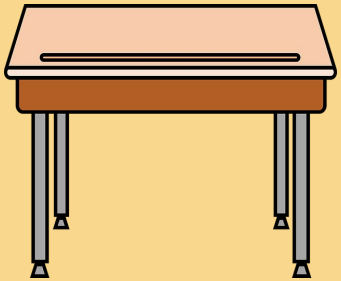

2

The _____ is bigger than the _____.

© ESL Pals

Check your answer!

Great job!

1

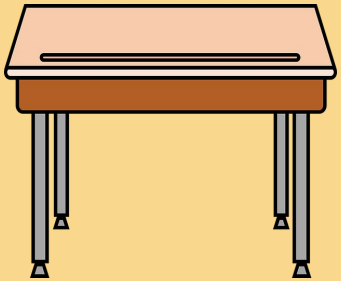

2

The **desk** is bigger than the **markers**.

© ESL Pals

Answer the question!



Which is smaller?

1

2

The _____ is smaller than the _____.

© ESL Pals

Check your answer!

Great job!

1

2

The **backpack** is smaller than the **blackboard**.

© ESL Pals



Board Game

© ESL Pals

Teacher's Notes



- For this game, you need a dice. If you don't have any, click the following link for an online dice roller: Dice Roller.
- The first player to reach the last tile wins.
- Move forward with the roll of the dice. Each time someone falls on a number - they must correctly identify the picture and describe it.

© ESL Pals

1 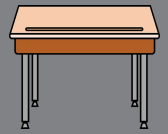	2	3	4	5
6 	7	8	9	10
11	12	13	14	15
16	17	18	19	20

© ESL Pals

Goodbye!
See you
next time!

© ESL Pals